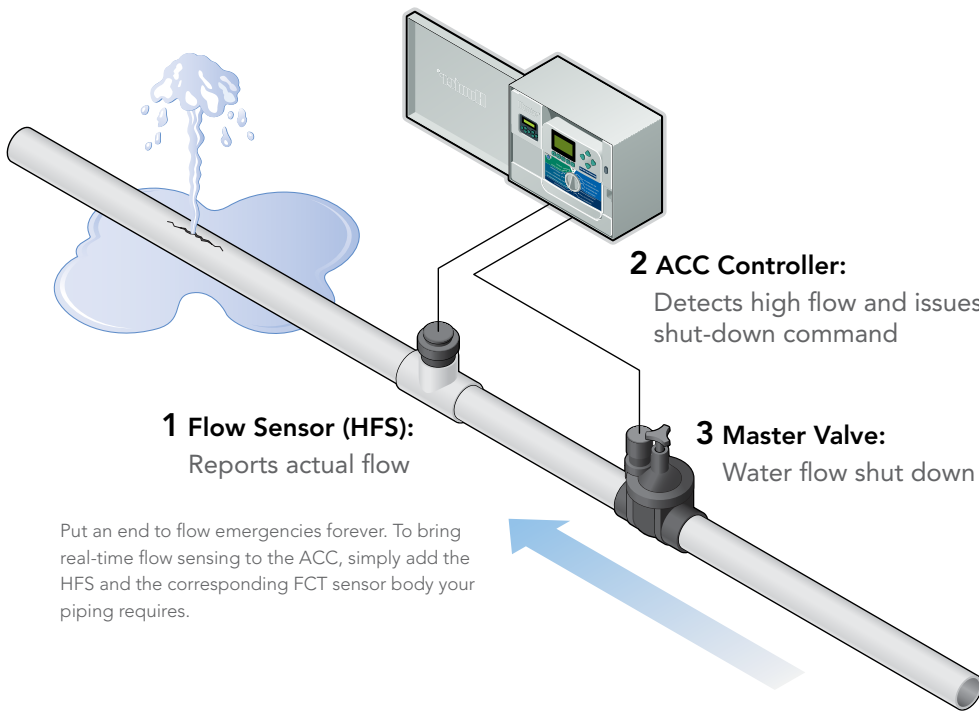


Hunter®






Real-Time Flow Sensing: Immediate Response to Abnormal Flows

ACC can be equipped with an HFS flow meter, and record and report actual flow totals in gallons or liters. The ACC can also be directed to learn typical flow by station, and then troubleshoot high or low flow conditions to station level. When paired with a Normally Closed Master Valve, this can prevent waste and damage, while continuing to operate normal stations.

ACC Pedestal Models

Featuring the highest-grade construction, the ACC plastic pedestal can stand up to the harshest conditions Mother Nature (and humans) can dish out. The plastic pedestal is rustproof, weather-resistant, and UV-tested to prevent fading. Plus, it won't dent. In addition, you won't believe the amount of space in its interior. There's ample room to accommodate all of your field wiring and central control wiring needs, and it's even possible to permanently install the receiver for an ICR remote control.



ACC Solar Sync: Easy, Automatic Water Savings

The standalone, water-saving solution the industry has been waiting for. The ACC connects directly to Hunter's revolutionary Solar Sync sensor for automated weather adjustment and maximum water savings.

Solar Sync measures on-site evapotranspiration (ET) and adjusts ACC run times accordingly. All other ACC functions remain the same. All 99 decoder stations and each of the 6 automatic programs will operate normally but smarter.

Adjustments are tracked in the controller logs and visible in the main display. Any program may be exempted from automatic adjustment, if desired.

The Solar Sync sensor will also serve as the controller's Rain and Freeze shutdown sensor.



CONTROLLER LOG
03/15/18 11:59:58PM
SOLAR-SYNC CHANGED
SEASONAL ADJUST
Before: 100%
After: 80%
MOST RECENT EVENT

When It Has To Be Right

Need an uncompromising controller for the most demanding landscapes? Hunter's Advanced Commercial Controller (ACC) packs more value into a reasonably-priced controller than anything else on the market.

With more simultaneous programs and valves, automated troubleshooting, real time flow monitoring, built-in remote control, and standalone ET adjustment, Hunter's top-of-the-line ACC is ready for your largest projects.

The simple, intuitive controls will have you setting up large systems with ease, and the advanced features stand guard after you leave the property.



01



02

03

04

05

06

01 Remote Control Ready
Pre-wired to directly accept Hunter ICR or ROAM remote controls. Plug and go.

02 Easy Modular Upgrade to Two-way Communication with Central Control
Simple plug-in modules upgrade ACC to hardwire, modem, or radio control from central control software.

03 Information Button
Provides programming help and access to advanced features, and displays irrigation reports and actual flow in real time.

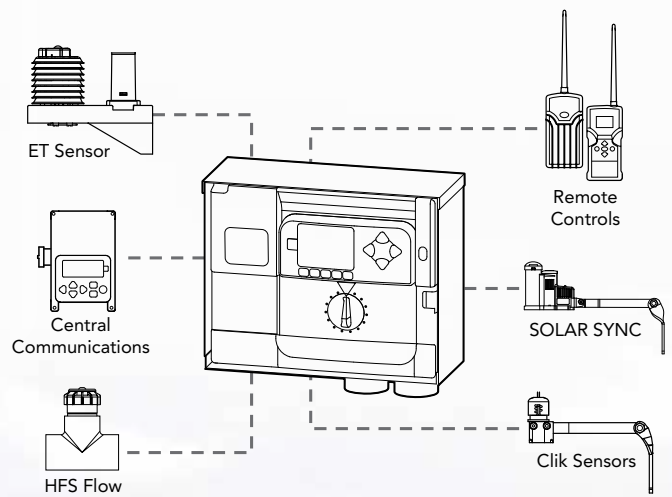
04 Large Backlit LCD
Adjustable contrast for easy viewing in both dim conditions and bright sunlight.

05 Facepack Features
Named Programs and Stations; Cycle and Soak; Pause/Resume; Flow Learning Mode By Station; Day of Week/Interval 1-31 Days/Odd or Even Schedules (by program); Non-Water Windows; Non-Water Days; Delay Between Stations (by program); Sensor Shutdown by Program; Programmable Contact Information; Easy Retrieve Save and Restore

06 USB 2.0 Input
Flash updates to the latest version of ACC, with free downloads from www.hunterindustries.com. Keep your ACC current with the latest features from Hunter. Also permits local programming of controller settings from laptop PC with IMMS software.

Start Small or Add It All

Customize the ACC for each installation with this family of plug-in accessories and sensors. Add flow monitoring and ET climate sensing, and choose from the entire Klik family of sensors. Add central control and/or wireless remote control for the ultimate in operating convenience. ACC controllers grow with your needs and budget.



Easy-to-Read Backlit LCD Screen

```

STA 001-Front Yard
CONTAINED IN 2 PROGS
TOTAL # OF STARTS 2
TOTAL TIME 0:19:00
Gallons 1-233.1
    
```

Irrigation Summaries

```

FLOW OPERATION
SENSOR = HFS FCT150
STA 001-Front Yard
FLOW LMT DELAY
(GPM) (MM:SS)
64.9 115% 1:00
    
```

Learned Flow Database

```

ALARM LOG
03/16/10 02:45:59PM
NO WATER WINDOW
Reason: Alarm Clear
Prs: A
MOST RECENT EVENT
    
```

Alarm Log (up to 250 events)

07 Transformer

120/230 VAC transformer with global approvals, built-in surge protection, and enough power to run up to 6 programs at once.

09 Copper-clad Earth Ground Lug

Heavy duty connection for earth grounding of controller system. Advanced PTC surge protection throughout the controller relies on this industrial-strength connection.

08 Multiple Sensor Capability

Accommodates devices for weather and flow to provide automatic system shutoff in abnormal conditions, and water-saving adjustment for local ET.

10 Stations Expand with Plug-in Modules

Provides easy addition of more stations and simplified inventory management. Six-station modules in regular and extreme service lightning protection versions.

The Controller that Keeps History

The ACC tracks an unprecedented amount of irrigation history in its spacious memory, recording all activity and organizing it into four separate log files. This simplifies diagnostics and verifies proper operation.

FLOW TOTALS	Tracks water usage in gallons or liters by Controller, Program, Station Group, and Individual Station, for Day, Week, Month, and Year to Date (all compared with last Day, Week, Month, and Year)
ALARM LOG	Tracks all alarm events including sensor and flow alarms, overcurrent events, and other abnormal conditions (up to 250 events with date and time stamp)
CONTROLLER LOG	Records significant controller events such as Off command, Easy Retrieve backups, and user changes
STATION ACTIVITY LOG	On board event recorder displays up to 1500 most recent station activations, pauses, manual starts, and all watering activity with date and time stamp



Integrates Seamlessly with Hunter Irrigation Management and Monitoring System™

The ACC is designed to upgrade to a satellite controller in Hunter's IMMS, the affordable two-way central control system. IMMS can program and monitor a network of irrigation controllers over wide areas from a computer at a central location. Add an internal communications module for connection to a computer via cable, radio, dial-up telephone, or GSM cell phone, and get the big picture of irrigation control from your office. Add optional ET Sensors as needed to sample conditions in micro-climates, and have your central computer automatically base water use on evapotranspiration, as measured onsite. The IMMS system simplifies programming, saves water with ET control, monitors water usage with optional flow meters, and watches over your landscape investment for alarm conditions.

Now available with map-based navigation and control.



Plug-in Module



ET Sensor



Wall Mount



Plastic Pedestal



Metal Pedestal

Charts and Specs

BASE MODELS	OPTIONS USER-INSTALLED
ACC-1200 = 12-Station base unit controller, expands to 42 stations, metal cabinet	(blank) = No option PED = Optional metal pedestal for metal cabinet models
ACC-1200PP = 12-Station base unit controller, expands to 42 stations, plastic pedestal	
ACC-99D = 2-Wire decoder controller with 99 station capacity, metal cabinet	
ACC-99DPP = 2-Wire decoder controller with 99 station capacity, plastic pedestal	

ACC-1200

EXAMPLES

ACC-99D - PED	
ACC-1800	BASE MODEL WITH ONE ACM-600
ACC-2400	BASE MODEL WITH TWO ACM-600
ACC-3000	BASE MODEL WITH THREE ACM-600
ACC-3600	BASE MODEL WITH FOUR ACM-600
ACC-4200	BASE MODEL WITH FIVE ACM-600

PED

STATION EXPANSION MODULES

ACM-600 = 6-Station plug-in module for use with the ACC-1200 series controllers
AGM-600 = 6-Station plug-in module for use with the ACC-1200 series controllers (extreme service lightning protection version)

COMMUNICATION OPTIONS		SPECIFY SEPARATELY
MODELS	OPTIONS	PURPOSE
ACC-COM-HWR = Hardwire/radio module	(blank) = No option	Supports hardwire and radio communication options
ACC-COM-POTS = Dial-up modem module (also supports radio & hardwire)		Supports dial-up telephone line input, in addition to hardwire and radio communication sharing
ACC-COM-GSM = CSD cellular module (also supports radio & hardwire)	E = International frequencies	Supports GSM mobile input, in addition to hardwire and radio communication sharing (cell service required)

ACC-COM-HWR

EXAMPLES

ACC-COM-POTS
ACC-COM-GSM-E

USER-INSTALLED OPTIONS		SPECIFY SEPARATELY
MODELS	DESCRIPTION	PURPOSE
ACC-HWIM	Hardwire interface module, required for hardwire connections	Provides surge-protected terminals for hardwired cable connections
RAD3	UHF radio module (North America), 450-470 MHz	UHF radio module for wireless connections (license and antenna required and not included)
RAD460INT	UHF radio module (International), 440-480 MHz <i>Consult factory for other international frequency ranges</i>	UHF radio module for wireless connections, international only (license and antenna required and not included)
APPBRKT	Communication bracket for plastic pedestals	Holds com modules and accessories in plastic pedestal (not required in wall mounts)

ACC-HWIM

EXAMPLES

RAD3
RAD460INT
APPBRKT

OPTIONAL FLOW SENSOR		SPECIFY SEPARATELY
MODELS	DESCRIPTION	
HFS = ACC and I-CORE compatible flow sensor	Includes sensor only. Use with ACC and I-CORE controllers, sensor requires FCT for pipe installation (sold separately)	

HFS

DIMENSIONS

- ACC Cabinet:
12 $\frac{3}{8}$ " H x 15 $\frac{1}{2}$ " W x 6 $\frac{7}{16}$ " D
(31.3 cm H x 39.3 cm W x 16.4 cm D)
- ACC Metal Pedestal:
37" H x 15 $\frac{1}{2}$ " W x 5" D
(92 cm H x 39.3 cm W x 12.7 cm D)
- ACC Plastic Pedestal:
38 $\frac{3}{8}$ " H x 21 $\frac{1}{16}$ " W x 15 $\frac{7}{8}$ " D
(97.5 cm H x 54.6 cm W x 40.3 cm D)

SPECIFICATIONS AND FEATURES

- Transformer input:
120 VAC, 2 A max (1.5 A, typical)
230 VAC, 1 A max (0.7 A, typical)
- Transformer output: 24 VAC, 4 A
- Station output: 24 VAC, 0.56 A (2 valves)
- Maximum total output: 24 VAC, 4 A (14 valves), includes master valve circuits
- Two master valve outputs: 24 VAC, 0.325 A each
- Rain sensor override compatible with most brands utilizing a normally closed micro switch
- Seasonal adjustment: 0 to 300% in 1% increments
- All programs can run simultaneously or stack, selectable
- Self-diagnostic overload protection: skips shorted stations and continues watering
- Station run times: up to 6 hours
- Programmable delay between stations of up to 6 hours
- Programmable rain delay up to 31 days
- UL listed, CE, C-tick
- 365 day calendar (including leap year)
- Test program feature allows for quick system checks
- SmartPort®
- Central control compatible with Hunter IMMST™ system
- Upgrade to ET capability
- Solar Sync compatible

MODELS	SPECIFY SEPARATELY
FCT-100 = 1" Schedule 40 sensor receptacle tee	
FCT-150 = 1 $\frac{1}{2}$ " Schedule 40 sensor receptacle tee	
FCT-158 = 1 $\frac{1}{2}$ " Schedule 80 sensor receptacle tee	
FCT-200 = 2" Schedule 40 sensor receptacle tee	
FCT-208 = 2" Schedule 80 sensor receptacle tee	
FCT-300 = 3" Schedule 40 sensor receptacle tee	
FCT-308 = 3" Schedule 80 sensor receptacle tee	
FCT-400 = 4" Schedule 40 sensor receptacle tee	

FCT-100